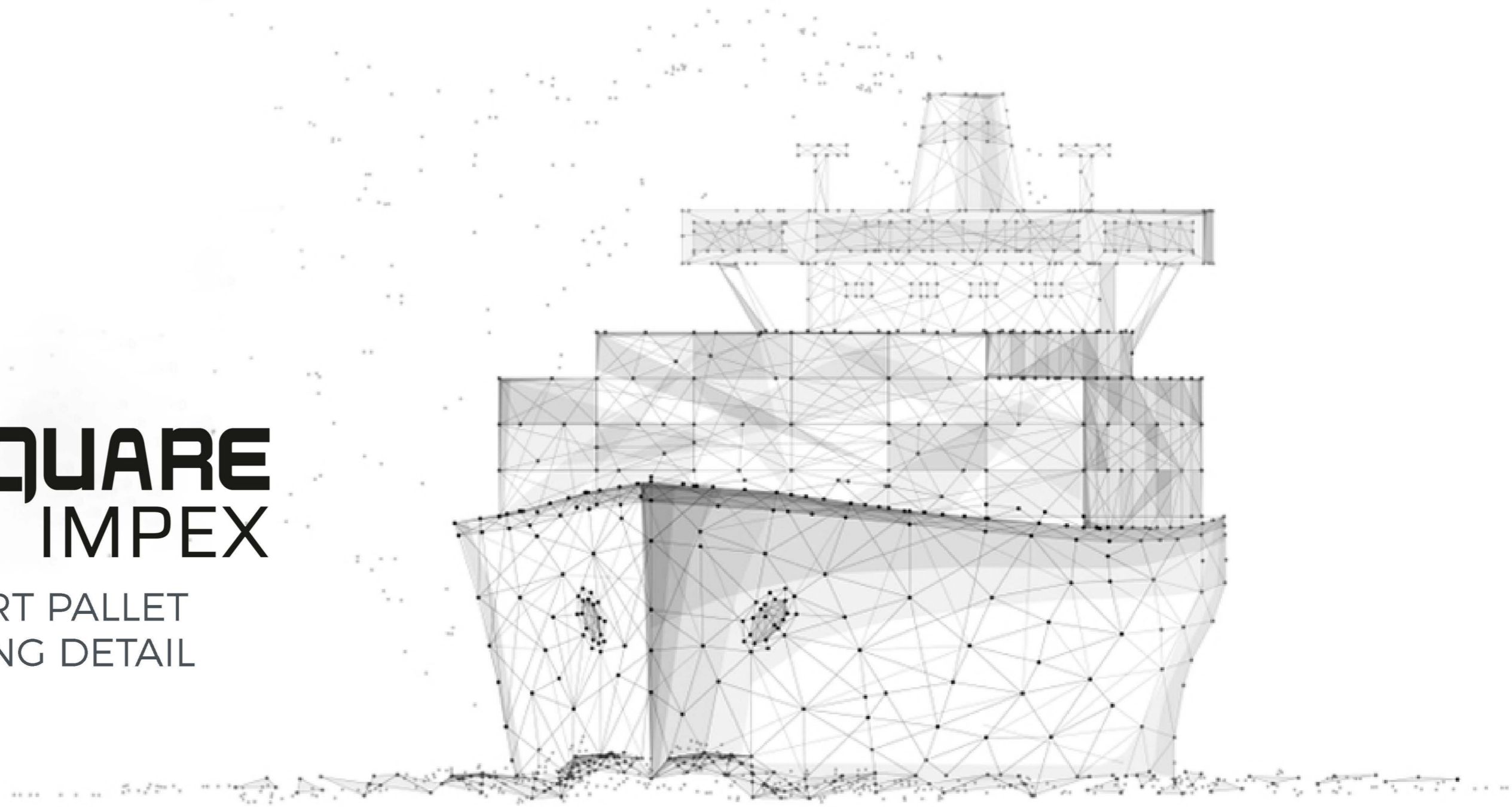



EXPORT PALLET
PACKING DETAIL



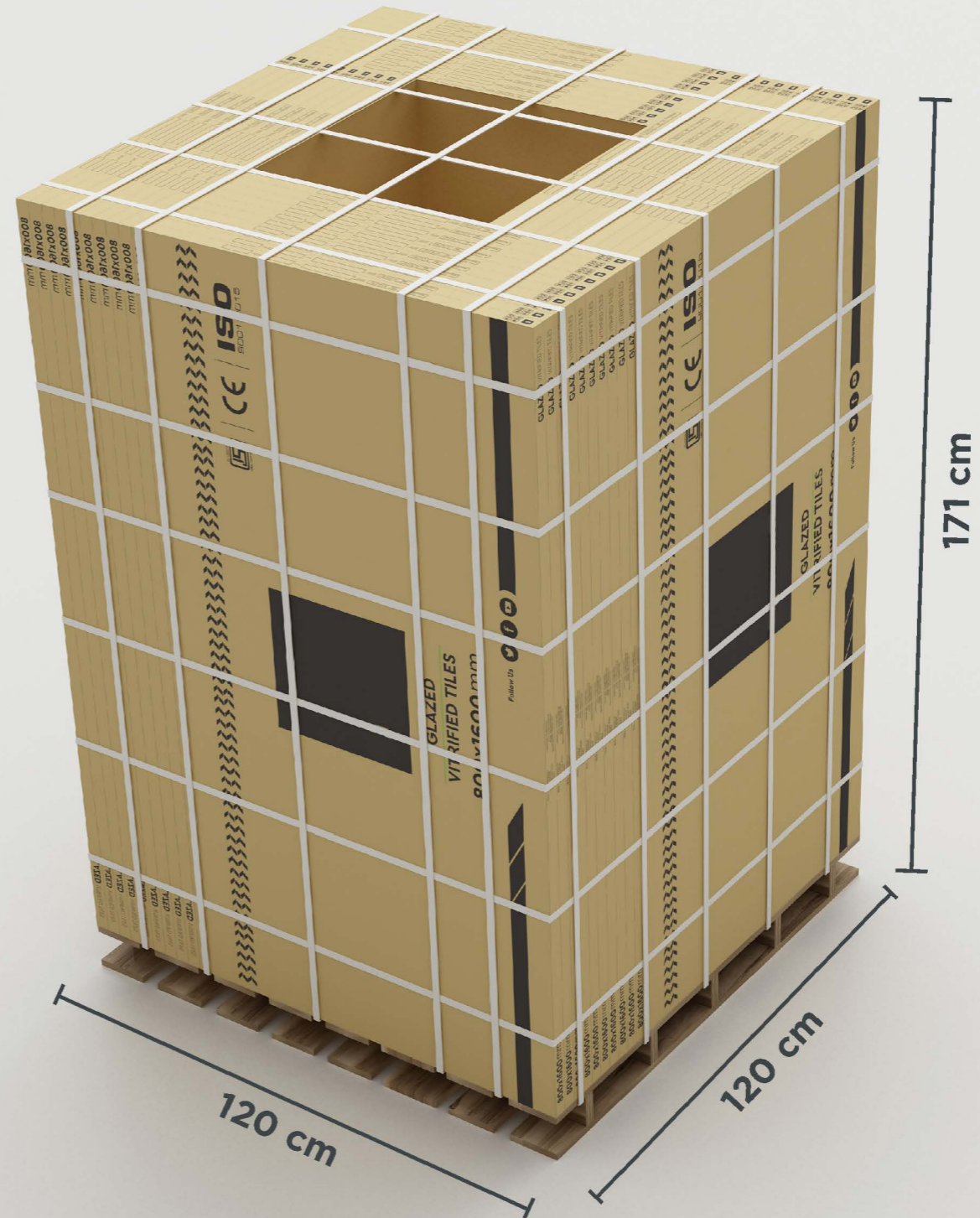


**80 CM
X 160 CM**

GLAZED
VITRIFIED TILES




Wood Base Pallet

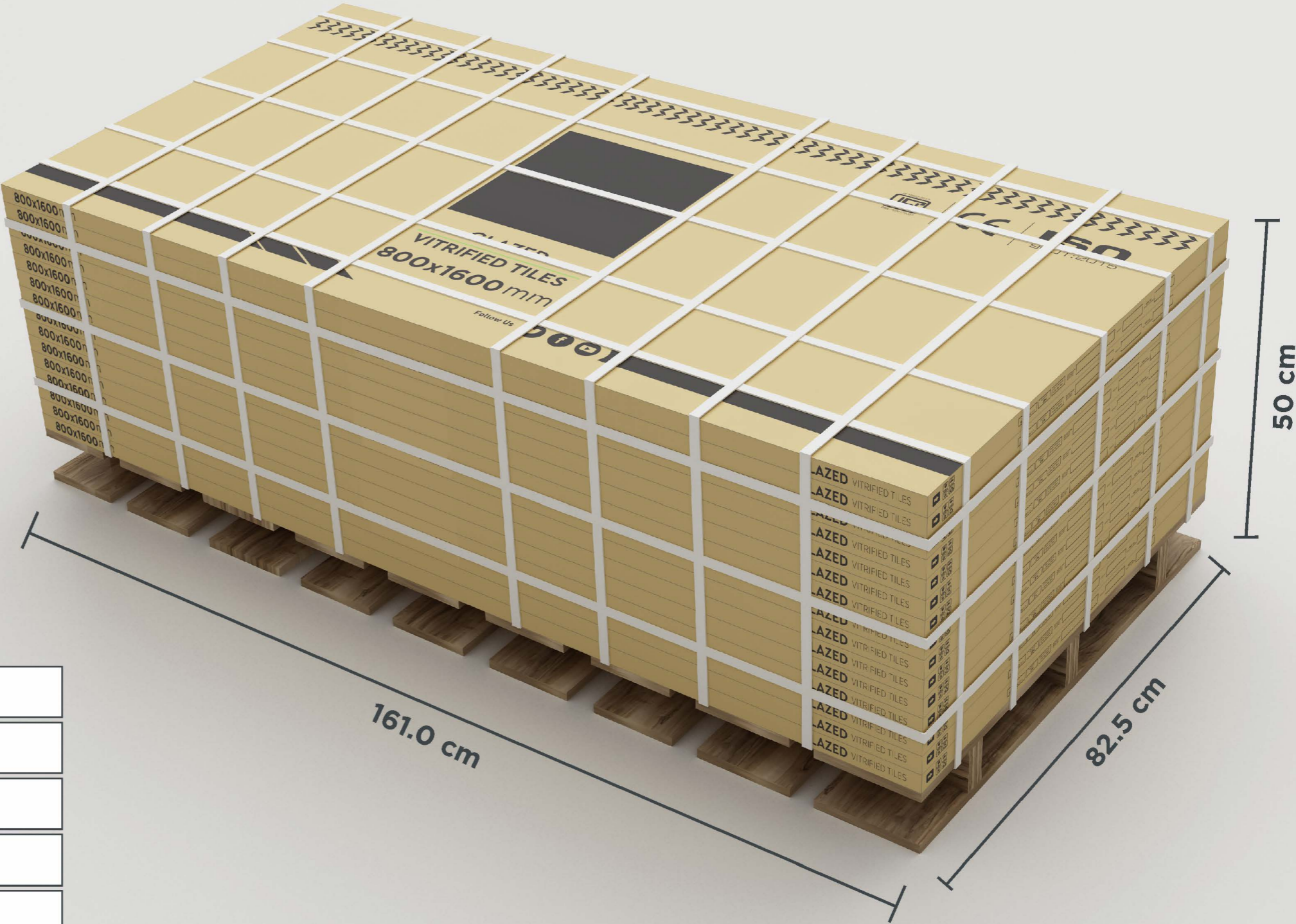


Tile Size(mm)	800x1600 mm
Pcs. / Box	2
Sq. Mtr. / Box	2.56
No. of Boxes / Pallet	40
Box Weight (approx.)	54.0 kgs.
Pallet Dimension(cm)	120.0x120.0

Tile Size(mm)	800x1600 mm
Pcs. / Box	2
Sq. Mtr. / Box	2.56
No. of Boxes / Pallet	40
Box Weight (approx.)	54.0 kgs.
Pallet Dimension(cm)	120.0x120.0



Wood Base Pallet



Pallet Packing Details

Tile Size(mm)	800x1600 mm
Pcs. / Box	2
Sq. Mtr. / Box	2.56
No. of Boxes / Pallet	15
Box Weight (approx.)	54.0 kgs.
Pallet Dimension(cm)	161.0x82.5




Pallets (40 Box)	10	Box (60 Box)	400
Pallets (15 Box)	+05	BOX (30 Box)	+75
Total Pallets	= 15	Total Box	= 475

Container Packing Details

Container Size	20 ft.
No. of Pallets	15
Total Boxes	475
Total Sq. Mtr.	1216.0

Pallet Layer

			13		15
02	11	04	06	08	10
			12		14
01		03	05	07	09



www.squareimpex.com

sales@squareimpex.com

+91 75670 62620

**At. Jetpar road,
near bela, Morbi - 363642**

